

Name: _____

Date: _____

CHARACTER SHOWCASE

Between The Pages Part 3

Directions: Choose a book you know well or listen as your teacher reads a story aloud. Draw a picture of the protagonist and antagonist. Then answer the questions below.

protagonist (hero)

What makes this character the hero?

antagonist (villain)

What makes this character the bad guy?

Name: _____

Date: _____

CHARACTER MAP

Between The Pages Part 3

Directions: Pick a character from your book to describe. Fill out all the boxes below. Draw a picture of your character in the center circle.

What They Look Like

How They Act

Character

Name

What They Do

What They Say

Name: _____

Date: _____

L1

CHARACTER TRAITS

Between The Pages Part 3

Book Title: _____

Directions: Think about the characters in your book. Write their names. Then write one word that describes each character. Draw a picture that shows why you chose that word.

Character 1 Name: _____

This character is: (Circle one)


brave kind mean funny shy helpful grumpy friendly

Character 2 Name: _____

This character is: (Circle one)

brave kind mean funny shy helpful grumpy friendly

Draw a picture that shows each character and their traits.



Name: _____

Date: _____

L1

COMPLEX CHARACTER BUILDER

Between The Pages Part 3

In the video, Alane Adams explained how she made Sam Baron interesting by giving him TWO sides: light magic from his father (Odin) and dark magic from his mother (a witch). Having two different sides makes a character complex and interesting!

Directions: Create your own character who has two sides. Think about something good about them and something that makes them tricky or difficult.

THE GOOD SIDE

Something good about my character: _____

Draw the good side:

THE TRICKY SIDE

Something tricky or difficult about my character: _____

Draw the tricky side:

Name: _____

Date: _____

KNOW YOUR AUDIENCE

Between The Pages Part 3

Alane Adams said: "It's important to know who you're writing the story for. Grown-up books usually feature grown-ups and kids books tend to feature kids." Match each main character to the reader who would most want to read about them. Draw a line to connect them.



MAIN CHARACTER

- A baby learning to walk
- A 10-year-old on an adventure
- A teenager in high school
- An adult with a job and family

WHO WOULD READ IT?

- Grown-ups
- Kids your age
- Teenagers
- Very young children

Think About It:

I would want to read about someone who is: _____

How would you write differently if you were writing a story for a younger brother or sister than if you were writing a story for adults? Why?

Name: _____

Date: _____

L2

CHARACTER SHOWCASE

Between The Pages Part 3

Directions: Choose a book you know well or listen as your teacher reads a story aloud. Draw a picture of the protagonist and antagonist. Then answer the question below.

protagonist (hero)

name: _____

Draw:

What are their strengths?

What are their weaknesses?

What makes them interesting?

antagonist (villain)

name: _____

Draw:

What are their strengths?

What are their weaknesses?

What makes them interesting?

Name: _____

Date: _____

CHARACTER MAP

Between The Pages Part 3

Directions: Pick a character from your book to describe. Fill out all the boxes below. Draw a picture of your character in the center circle.

Character Traits

How They Act

Character

_Name

Feelings

Quotes/Saying

Name: _____

Date: _____

L2

COMPLEX CHARACTER BUILDER

Between The Pages Part 3

In the video, Alane Adams explained how she made Sam Baron a complex character. Sam has light magic (demigod powers from Odin) and dark magic (from his witch mother). Because Sam has both light and dark inside him, we don't know if he will "rise to be the hero or descend into his dark side." This makes him really interesting!

Directions: Design a protagonist with two contrasting qualities. Explain how these two sides make the character interesting.

Character Name: _____

Age: _____ Description: _____

FIRST QUALITY (the light/good/positive side)

What is one positive quality or power your character has?

SECOND QUALITY (the dark/difficult/negative side)

What is a contrasting quality or power that creates conflict?

How do these two sides make your character interesting?

How might these two sides create problems for your character in a story? _____

Name: _____

Date: _____

L2

CHARACTER TRAITS

Between The Pages Part 3

Directions: Complete the chart below to identify character traits by citing text evidence from characters in your book.

Book Title: _____

Character	Trait(s)	Text Evidence

Reflection: Choose one character from your chart. Explain how the author uses multiple methods (actions, dialogue, thoughts, interactions with others) to develop this character's traits.

Name: _____

Date: _____

L2

KNOW YOUR AUDIENCE

Between The Pages Part 3

In the video, Alane Adams explained: "It's important to know who you're writing the story for. Grown-up books usually feature grown-ups and kids books tend to feature kids. Since I was writing this book for my son, I had to think of a character that I thought he would like."

Directions: Think about three books you know well. Complete the chart.



Part 1: Analyzing Books You Know

Book Title	Protagonist's Age	Target Reader Age


Part 2: Plan a Character for a Specific Audience

Circle who you would want to write a book for: Younger kids, Kids your age, Teenagers, Adults.

Design a protagonist for that audience:

Character Name: _____

Character Age: _____ Why this age for this audience? _____



Name: _____

Date: _____

L3

CHARACTER SHOWCASE

Between The Pages Part 3

Directions: Choose a book you know well or listen as your teacher reads a story aloud. Think about the protagonist and antagonist. Then answer the questions below.

protagonist (hero)

name: _____

What are their strengths?

What are their weaknesses?

What makes them interesting?

Why are they the perfect hero?

Describe them: _____

antagonist (villain)

name: _____

What are their strengths?

What are their weaknesses?

What makes them interesting?

Why are they the perfect villain?

Describe them: _____

Name: _____

Date: _____

CHARACTER MAP

Between The Pages Part 3

Directions: Pick a character from your book to describe. Fill out all the boxes below. Draw a picture of your character in the center circle.

Character Traits

How They Act

Character

_Name

Motivations/Goals

Relationship

Name: _____

Date: _____

CHARACTER TRAITS

Between The Pages Part 3

Directions: Complete the chart below to identify character traits by citing text evidence from characters in your book.

Book Title: _____

Character	Trait(s)	Text Evidence

Reflection: Choose one character from your chart. Explain how the author uses multiple methods (actions, dialogue, thoughts, interactions with others) to develop this character's traits.

Name: _____

Date: _____

L3

COMPLEX CHARACTER BUILDER

Between The Pages Part 3

In the video, Alane Adams explained how she made Sam Baron a complex character. Sam has light magic (demigod powers from Odin) and dark magic (from his witch mother). Because Sam has both light and dark inside him, we don't know if he will "rise to be the hero or descend into his dark side." This makes him really interesting!

Directions: Design a protagonist with two contrasting qualities. Explain how these two sides make the character interesting.

Character Name: _____

Age: _____ Description: _____

FIRST QUALITY (the light/good/positive side)

What is one positive quality or power your character has?

SECOND QUALITY (the dark/difficult/negative side)

What is a contrasting quality or power that creates conflict?

How do these two sides make your character interesting?

How might these two sides create problems for your character in a story? _____

Name: _____

Date: _____

L3

COMPLEX CHARACTER BUILDER

Between The Pages Part 3

ANALYSIS: Internal Conflict and Character Complexity

1. How do these two different qualities create internal conflict for your character?

2. In a key moment of your story, which side will your character choose? Why is this choice difficult?

3. How does internal conflict make a character more interesting than a character who is purely good or purely bad?

Name: _____

Date: _____

L3

KNOW YOUR AUDIENCE

Between The Pages Part 3

In the video, Alane Adams explained: "It's important to know who you're writing the story for. Grown-up books usually feature grown-ups and kids books tend to feature kids. Since I was writing this book for my son, I had to think of a character that I thought he would like."

Directions: Think about three books you know well. Complete the chart.



Part 1: Analyzing Books You Know

Book Title	Protagonist's Age	Target Reader Age


Part 2: Plan a Character for a Specific Audience

Circle who you would want to write a book for: Younger kids, Kids your age, Teenagers, Adults.

Design a protagonist for that audience:

Character Name: _____

Character Age: _____ Why this age for this audience? _____



Name: _____

Date: _____

L3

KNOW YOUR AUDIENCE

What problems or conflicts will resonate with your target audience? _____

What interests, hobbies, or abilities will appeal to this audience?

How does your protagonist's voice and perspective match the maturity level of your target readers? _____

