

Name: _____

Date: _____

L1

RECIPE FOR A GREAT STORY

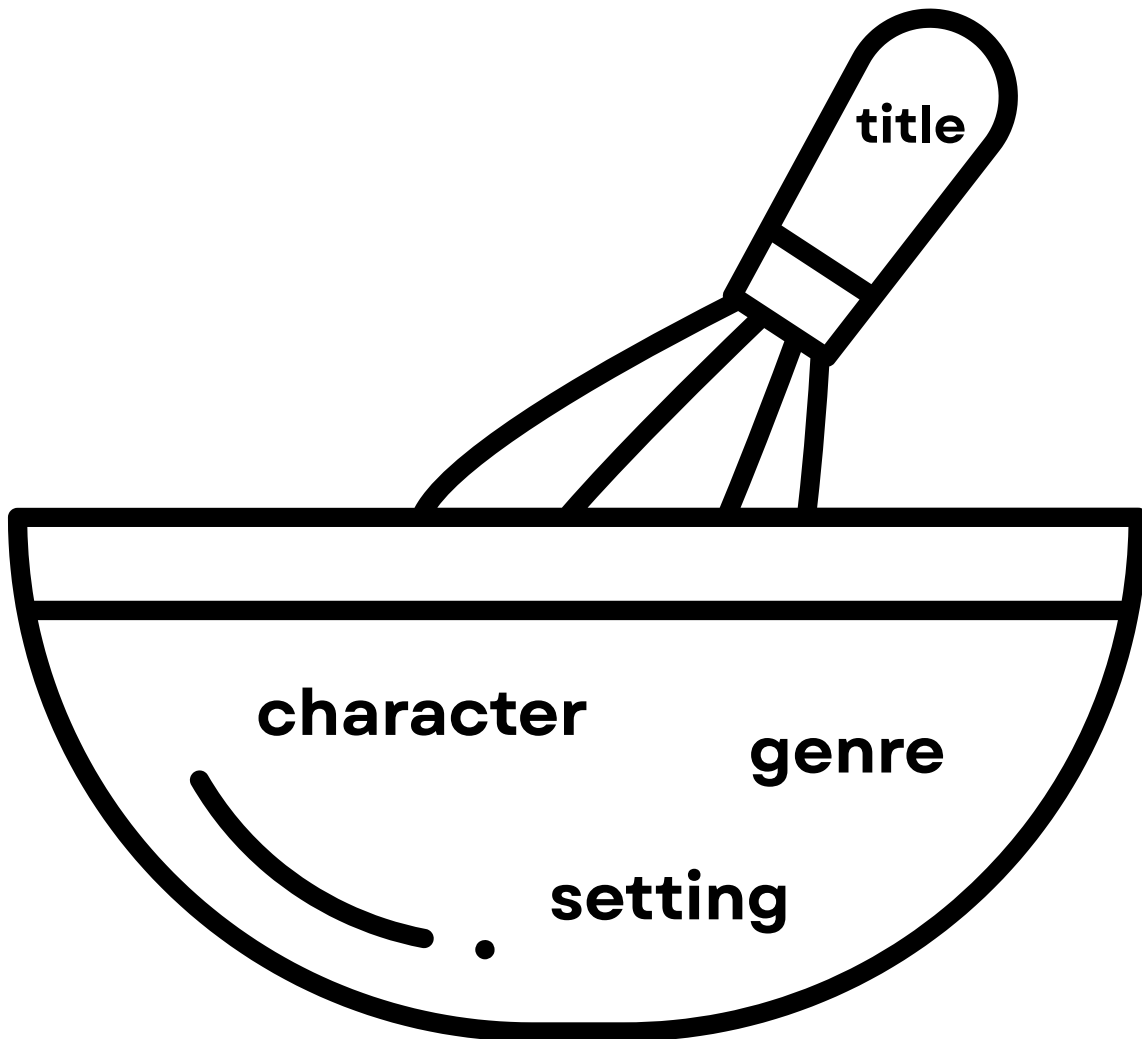
Between The Pages Part 4

Just like baking cookies needs ingredients, writing stories needs ingredients too! Alane Adams has shown us some ingredients. Let's look for them in a story, then figure out what is still missing!

Step 1: Listen to a story your teacher reads.

Step 2: When you hear each ingredient in the story, color it in!

Step 3: Think about what ingredient is still missing.



What is still missing from this recipe?

Name: _____

Date: _____

L1

STORY SUMMARY

Between The Pages Part 4

Directions: Complete the chart below to identify the main point of your story.

Book Title: _____

Someone...

Who is the character?

Wanted:

What did the character want?

But:

What was the problem?

So:

How did the character respond to the problem?

Then:

What was the resolution? How does it end?

Name: _____

Date: _____

L1

IDENTIFYING STORY ELEMENTS

Between The Pages Part 4

Directions: Draw or write about the important parts of your story.

Title of Book:

CHARACTERS

Who is in your story?

SETTING

Where does the story happen?

PROBLEM


What goes wrong?

SOLUTION

How is the problem fixed?

RESOLUTION

How does the story end?



Name: _____


Date: _____

WHAT'S THE PROBLEM?

Between The Pages Part 4


Book Title: _____

Directions: Every great story has a BIG problem! Answer the questions about the problem in your book.



WHO has the problem?
(Draw the Chracter)

Character's Name:



WHAT is the problem?
(Draw the Problem)

The problem is? _____

WHY is this a BIG problem? What bad thing will happen?

If the character doesn't solve the problem, then _____

Name: _____

Date: _____

L1

CHARACTER + PROBLEM + SOLUTION

Between The Pages Part 4

Directions: Every story has three important parts! Fill in the boxes below.

Book Title: _____

Character: WHO is the story about?



Name: _____

PROBLEM: WHAT goes wrong?



The problem is: _____

SOLUTION: HOW is the problem solved?



The problem is solved when: _____

Name: _____

Date: _____

L2

RECIPE FOR A GREAT STORY


Between The Pages Part 4

Every great recipe needs the right ingredients and a secret ingredient that makes it special! Let's check a real story to see if it has all the ingredients Alane Adams taught us. Then write about what ingredient is still missing.

Step 1: Choose a book or story you know well.

Step 2: Find each ingredient in your story.

Step 3: Figure out what secret ingredient is missing!



Ingredients Checklist:

Title

What is the name of the book? _____

Genre

What kind of story is it? _____

Setting (where and when does it take place?)

Where and when does the story take place? _____

Character

Who? What are they like? _____

Secret Ingredient: _____

What would happen to your story without this ingredient? _____

What else do you think is still missing? _____

Name: _____

Date: _____

L2

STORY SUMMARY

Between The Pages Part 4

Directions: Complete the chart below to identify the main point of your story and then write a brief summary using complete sentences.

Book Title: _____

Someone...

Who is the character?

Wanted:

What did the character want?

But:

What was the problem?

So:

How did the character respond to the problem?

Then:

What was the resolution? How does it end?

Name: _____

Date: _____

L2

IDENTIFYING STORY ELEMENTS

Between The Pages Part 4

Directions: Identify the key story elements from your book. Provide detailed responses for each element.

Title of Book:

Author:

Genre:

CHARACTERS

Who are the main characters? What are some of their traits and characteristics?

SETTING

When and where does the story take place?

PROBLEM

What is the main conflict or problem in the story?

SOLUTION

What and who solves the problem? What do they do?

RESOLUTION

How does the story end?

REFLECTION What did you notice about how these story elements work together?

Name: _____

Date: _____

WHAT'S THE PROBLEM?

Between The Pages Part 4

Directions: Analyze the main problem in your book. Remember: great stories need BIG problems with BIG consequences!

Book Title: _____

WHO has the problem?

Main Character:

WHAT is the problem?

Describe the main problem or conflict in the story:

WHY is this a BIG problem?

What makes this problem serious? What are the stakes?

What will happen if the problem ISN'T solved?

Rate how BIG this problem is on a scale of 1 - 5:

1 2 3 4 5

Small Medium HUGE

Explain your rating with evidence from the text: _____

Name: _____

Date: _____

L2

CHARACTER + PROBLEM + SOLUTION

Between The Pages Part 4

Book Title: _____

Directions: Analyze the three essential parts of your story. Remember what Alane Adams says: "When you really break a story down, it breaks down into three basic parts."

CHARACTER:

WHO is the main character? _____
Describe the character (traits, goals, motivations): _____

PROBLEM:

WHAT goes wrong? _____
What are the stakes? (What happens if the problem isn't solved?) _____

How does the problem get worse throughout the story? _____

SOLUTION

HOW is the problem solved? _____

What does the character do or learn to solve the problem? _____

STORY STRUCTURE CHECK:

Does the solution come near the END of the book? Yes No

Why do you think authors wait until the end to solve the problem? _____

Name: _____

Date: _____

L3

RECIPE FOR A GREAT STORY


Between The Pages Part 4

Every great recipe needs the right ingredients and a secret ingredient that makes it special! Let's check a real story to see if it has all the ingredients Alane Adams taught us. Then write about what ingredient is still missing.

Step 1: Analyze a book or story you know well.

Step 2: Find each ingredient in your story.

Step 3: Figure out what ingredient is still missing.



Ingredients Checklist:

Title

What is the name of the book? _____

What does the title tell you about the book? _____

Genre

What kind of story is it and how do you know? _____

Setting (where and when does it take place?)

Where and when does the story take place? _____

How does the setting impact the story? _____

Character

Who are the main characters? _____

What are some traits or characteristics that make the characters interesting? _____

Secret Ingredient: _____

What would happen to your story without this ingredient? _____

What is still missing? _____

Why would this be important? _____

Name: _____

Date: _____

L3

STORY SUMMARY

Between The Pages Part 4

Directions: Complete the chart below to identify the main point of your story and then write a brief summary using complete sentences.

Book Title: _____

Someone...

Who is the character?

Wanted:

What did the character want?

But:

What was the problem?

So:

How did the character respond to the problem?

Then:

What was the resolution? How does it end?

Name: _____

Date: _____

L3

IDENTIFYING STORY ELEMENTS

Directions: Analyze the key story elements from your book. Provide detailed responses with text evidence for each element.

Title of Book:

Author:

Genre:

CHARACTERS

Who are the main characters? Describe their traits, motivations, and development. Provide a quote or example from the text that reveals character.

SETTING

When and where does the story take place? How does the setting influence the story?

PROBLEM/CONFLICT

What is the central conflict? What type of conflict is it?

Why is this problem significant? What are the stakes?

Name: _____

Date: _____

L3

IDENTIFYING STORY ELEMENTS

Between The Pages Part 4

SOLUTION

How is the conflict addressed? What actions, decisions, or changes lead to resolution?

RESOLUTION

How does the story conclude?

Are all conflicts resolved?

Is the ending satisfying?

THEME

What message or lesson does the author convey through these story elements?

CRITICAL ANALYSIS:

How do all of these story elements work together to create a cohesive narrative?
Which element was most important to the story's success?

Name: _____

Date: _____

L3

WHAT'S THE PROBLEM?

Book Title: _____

Directions: Analyze the central conflict in your book. Examine the problem, its consequences, and how it escalates throughout the story.

WHO: Main Character/protagonist:

WHAT: Describe is the central problem or conflict?

What TYPE of conflict is this?

(Check all that apply)

- Character vs. Character (conflict with another person)
- Character vs. Self (internal struggle)
- Character vs. Nature (natural forces)
- Character vs. Society (rules, expectations, systems)

Why is this problem significant? What makes it a BIG problem?

What are the consequences if the problem isn't solved?

Quote or paraphrase evidence from the text that shows the seriousness of this problem:

" _____
_____ " (page ____)

Name: _____

Date: _____

L3

WHAT'S THE PROBLEM?

PROBLEM ESCALATION:

How does the problem intensify or get worse as the story progresses?

Beginning:

Middle:

Climax:

REFLECTION:

Would this story be as interesting if the problem was smaller? Why or why not?

Name: _____

Date: _____

L3

CHARACTER + PROBLEM + SOLUTION

Book Title: _____

Directions: Analyze the essential story structure. As Alane Adams explains: "A character has a problem and they have to find a solution. All the pages of the book are leading up to that solution."

CHARACTER:

WHO is the protagonist? _____

Character analysis (personality, motivations, flaws, goals): _____

PROBLEM:

What is the central conflict? _____

Analyze the stakes: Why is this problem critical? What are the consequences? _____

How does the author escalate tension and make the problem worse? _____

Provide text evidence (quote or paraphrase) that shows the severity of the problem:
" _____ " (page _____)

SOLUTION:

How is the conflict resolved? _____

What actions, decisions, or changes lead to the solution? _____

Is the solution satisfying? Why or why not? _____

CRITICAL THINKING:

Alane Adams says: "The only way to keep a story alive is to keep the problem alive." How does the author keep the problem alive throughout most of the book before revealing the solution? _____

If the solution came in the middle of the book, what would happen to the second half? _____